



• Advisory • Consultancy • Training • Expert Witness • FA • Diagnosis • Design Review • Corrosion Test • Inspection • Coatings • + More >>>

FAC-Compass®: Flow-Accelerated Corrosion Modeling, Life Prediction and Materials Selection in Water-Steam Systems

Version 9.18



☆ Performance ☆ Functionality ☆ Usability



Anytime

No USB dongles



Anywhere

No installation



Any Device



Any OS

No Browser Plug-ins

Contact Us for A Free Trial

Login to Free Trial

Features and Functions of FAC-Compass

FAC-Compass is the only device and OS independent software tool on the market for Erosion Corrosion and Flow-Accelerated Corrosion (FAC) modeling, life prediction, and materials selection in water-steam systems. Designers, engineers, consultants, maintenance and inspection personnel can quickly assess and quantify the impact of erosion corrosion and FAC on the remaining life of their components in the water-steam systems anytime, anywhere, on any device running any OS without the need to install or download anything.

FAC-Compass models the effects of the following parameters on the rate of metal wastage and wall thinning due to erosion corrosion (EC) and flow-accelerated corrosion (FAC):

- Fluid chemistry including pH, temperature, and oxygen content.



corrosionclinic.com

- Fluid velocity, Flow pattern and geometry of the component in the water-steam system.
- Metallurgy of the components used in the water-steam system

The outputs from FAC-Compass include:

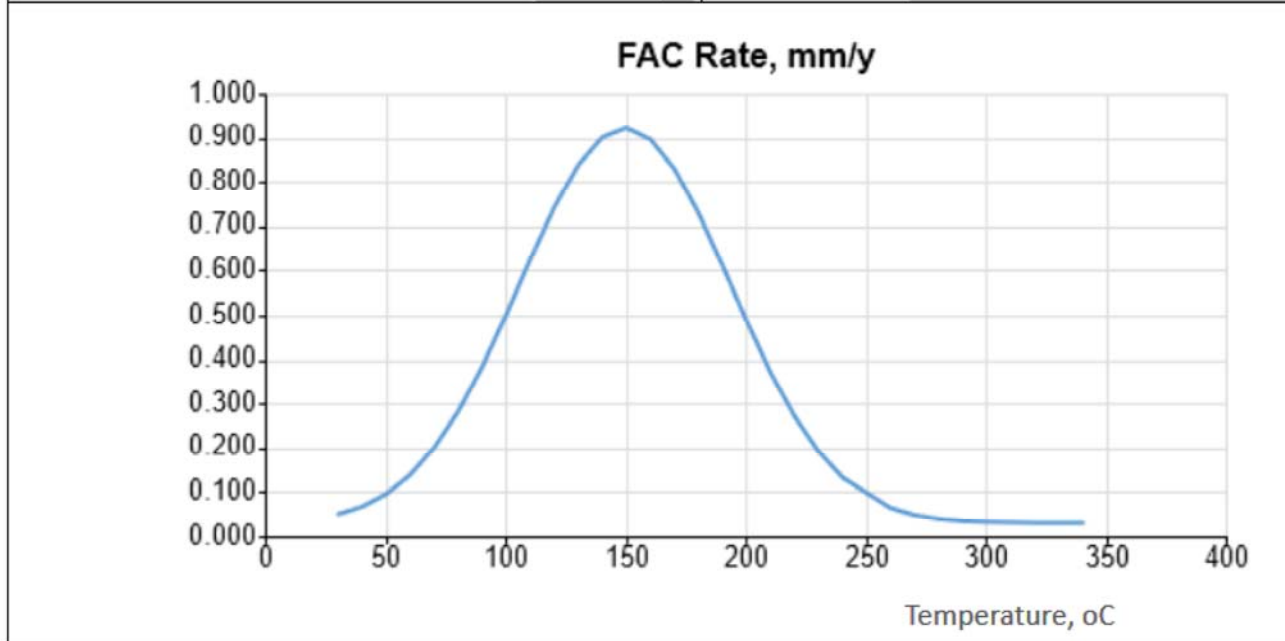
- Quantitative evaluation of the metallurgy's resistance to FAC: the FAC resistance index, R, and the Chromium equivalent. The metallurgy's resistance to FAC is classified into 3 categories as (1) not resistant to FAC; (2) generally resistant to FAC, and (3) highly resistant to FAC.
- The predicted FAC rate (wall thinning) in mm/y
- The predicted remaining life of the component
- The predicted FAC rate as a function of temperature
- The predicted FAC rate as a function of oxygen content
- The predicted FAC rate as a function of (Cr+Mo)% content in the steel or alloy
- The predicted FAC rate as a function of velocity
- The predicted FAC rate as a function of pH

Overview and Application Examples of FAC-Compass

Figures below show the screen shots of FAC-Compass.

FAC-Compass®: Flow-Accelerated Corrosion Modeling, Life Prediction & Materials Selection

Component ID	Elbow in steam line to Cell #6			
Component Age	year	3.000	Steel Grade SA105	
Wall Thickness	mm	6.000	Steel Density kg/cm ³ 7.870	
Fluid Chemistry and Flow Pattern		Component Metallurgy and FAC Resistance		
Phase of Flow	Wet Steam	C %	0.170 Cr Equivalent	
Mass Flux	kg/m ² .s	2000.000	Cu % 0.020 FAC Index: R _K	
Steam Quality	% dry	95.00	Cr % 0.050 This metallurgy is	
Temperature	°C	170.00	Mo % 0.010 resistant to FAC	
pH	at 25°C	9.00	Predicted FAC Rate and Remaining Life	
Oxygen Content	µg/kg	15	FAC Rate, mm/y	0.832 Remaining Life, yr
Flow Pattern (Geometry Tab)	A to P	Default	Plot Option	FAC Rate (mm/y) vs ToC



FAC-Compass® Ver 9.18 © 1995 ~ 2018 WebCorr Corrosion Consulting Services, Singapore

Figure 1 Overview of FAC-Compass

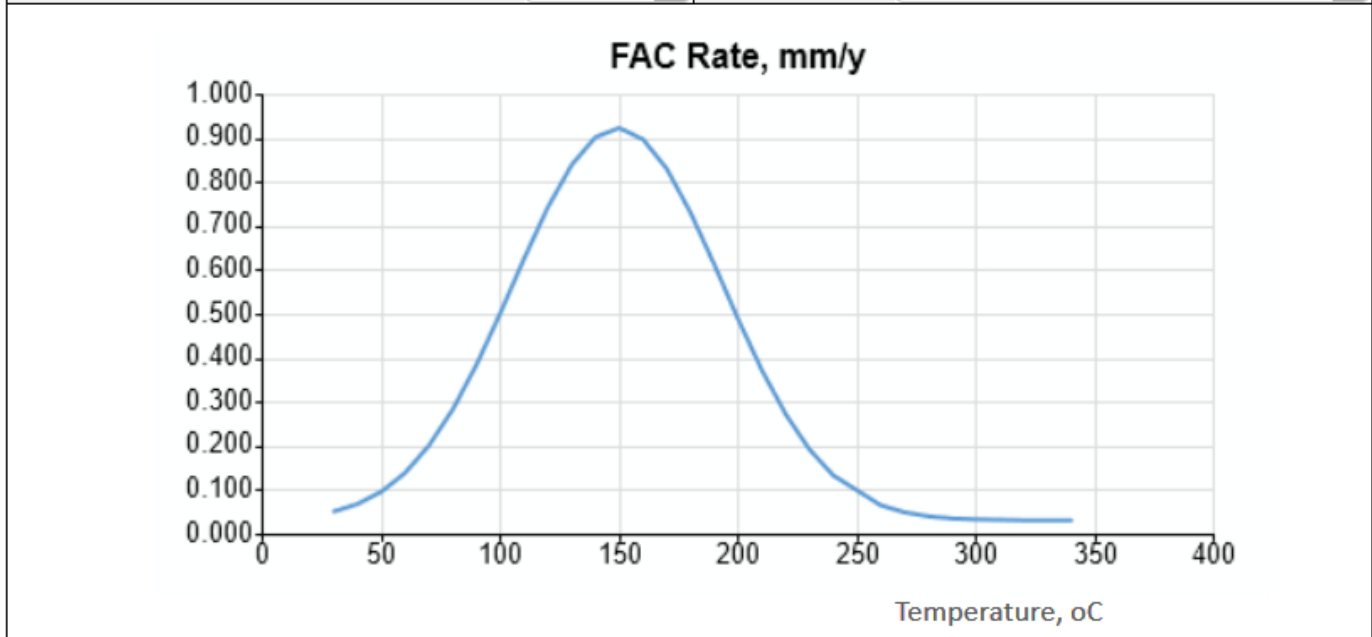
Users of FAC-Compass start by selecting the phase of flow (2-phase wet steam or single phase of water) from the dropdown list (Figure 2).

FAC

Geometry

FAC-Compass®: Flow-Accelerated Corrosion Modeling, Life Prediction & Materials Selection

Component ID		Elbow in steam line to Cell #6			
Component Age	year	3.000	Steel Grade	SA105	
Wall Thickness	mm	6.000	Steel Density	kg/cm ³	7.870
Fluid Chemistry and Flow Pattern			Component Metallurgy and FAC Resistance		
Phase of Flow	Wet Steam		C %	0.170	Cr Equivalent 0.030
Mass Flux	Wet Steam		Cu %	0.020	FAC Index: R _K 0.767
Steam Quality	% dry	95.00	Cr %	0.050	This metallurgy is not resistant to FAC.
Temperature	°C	170.00	Mo %	0.010	
pH	at 25°C	9.00	Predicted FAC Rate and Remaining Life		
Oxygen Content	µg/kg	15	FAC Rate, mm/y	0.832	Remaining Life, yr 4.214
Flow Pattern (Geometry Tab)	A to P	Default	Plot Option	FAC Rate (mm/y) vs ToC	

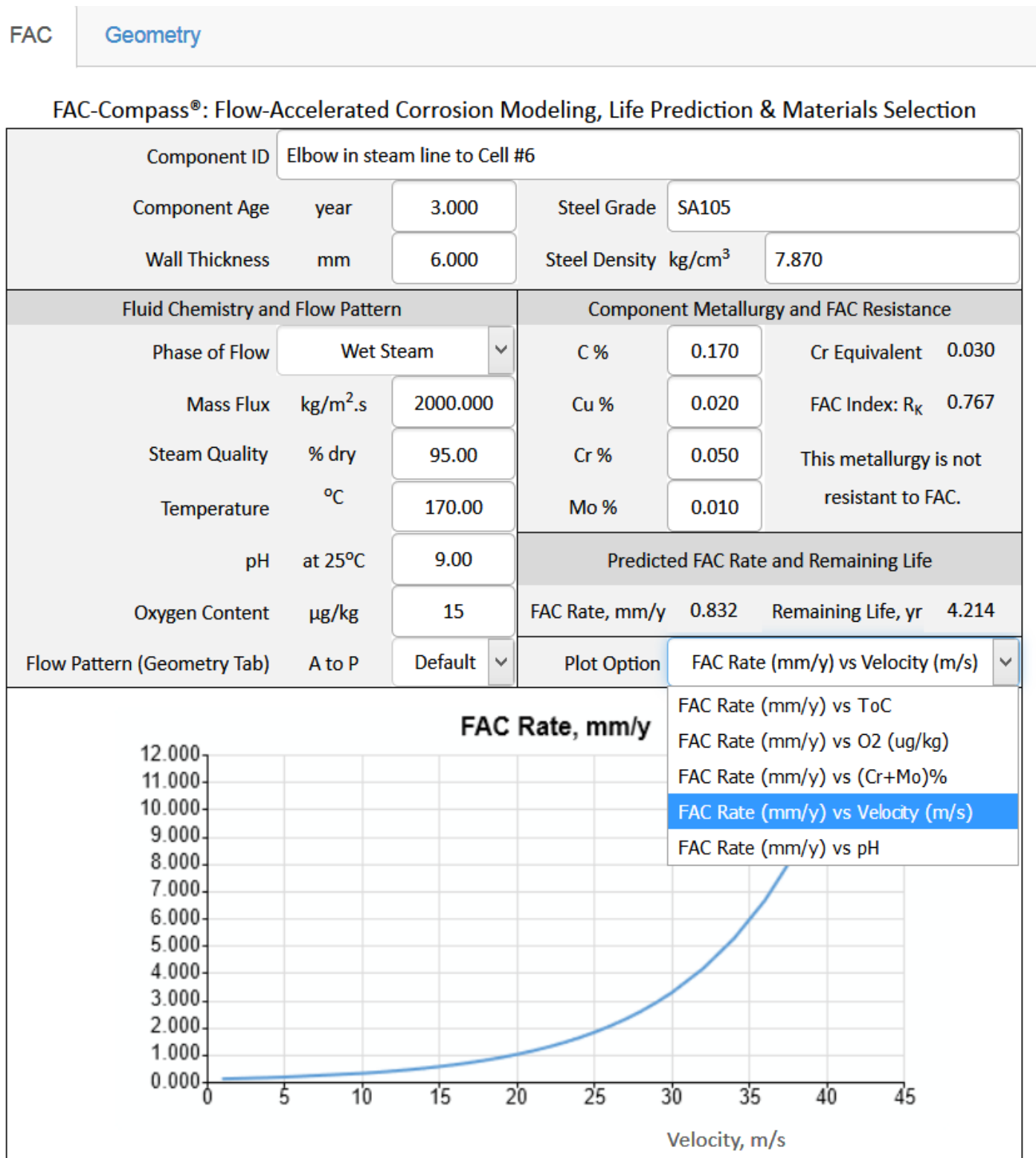


FAC-Compass® Ver 9.18 © 1995 ~ 2018 WebCorr Corrosion Consulting Services, Singapore

Figure 2 Phase of Flow: Single Phase (Water) and 2-Phase (Wet Steam)

After entering the metallurgy of the component, FAC-Compass computes the chromium equivalent and the FAC resistance index with comment on the FAC resistance of the selected meatllurgy. The FAC rate in mm/y can be plotted as a function of (Cr+Mo)% under the prevailing operating conditions of the water-steam

system (Figure 3). This function is particularly useful for FAC-resistant materials evaluation, assessment and selection. Users of FAC-Compass can also plot the FAC rate in mm/y as a function of temperature, velocity, pH, oxygen, as shown in Figure 3 below.



FAC-Compass® Ver 9.18 © 1995 ~ 2018 WebCorr Corrosion Consulting Services, Singapore

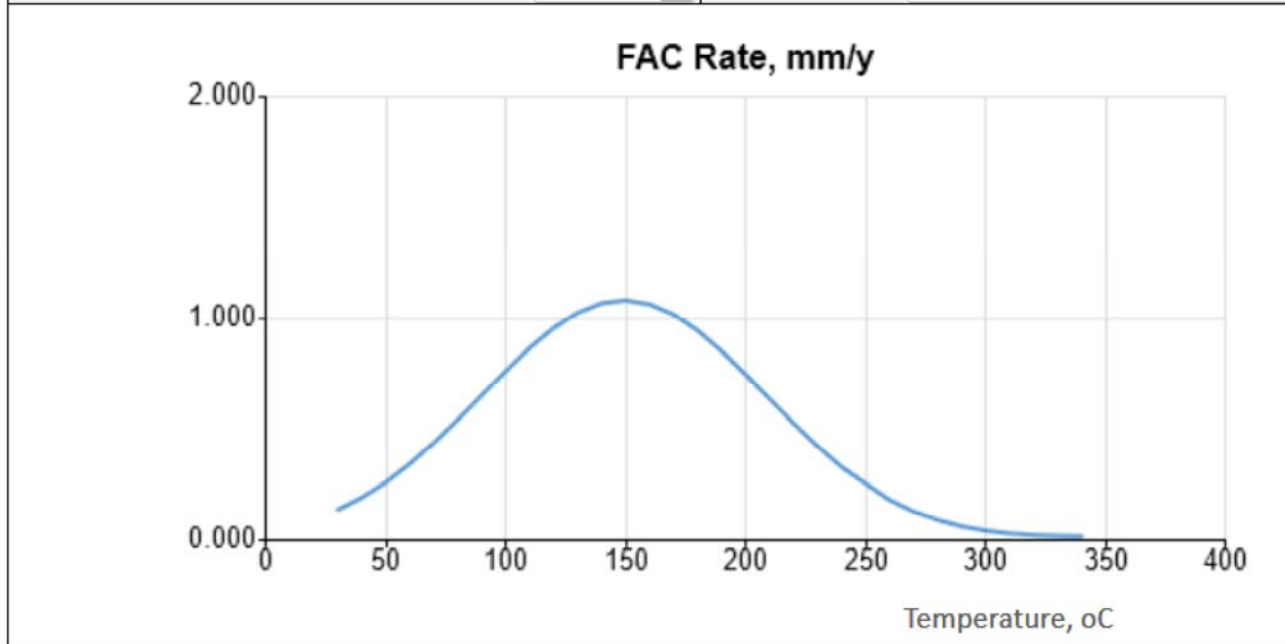
Figure 3 Plot Options in FAC-Compass

Service Life Prediction for a 1 1/4" Steam Pipe Elbow

A pipe elbow (SA105) in a wet steam line perforated after 6 years in service. The metallurgy of the elbow is: C% (0.030), Cu%(0.020), Cr%(0.050), Mo%(0.010). FAC-Compass determines that this metallurgy is not resistant to FAC based on the evaluation of the chemical composition of the elbow. The chemistry of the fluid is as shown in Figure 4. The FAC rate predicted by FAC-Compass under the prevailing operating condition is 1.018 mm/y. The nominal wall thickness is 6 mm, the elbow is predicted by FAC-Compass to perforate in 6 years.

FAC-Compass®: Flow-Accelerated Corrosion Modeling, Life Prediction & Materials Selection

Component ID	Elbow in steam line to Cell #6				
Component Age	year	6.000	Steel Grade SA105		
Wall Thickness	mm	6.000	Steel Density kg/cm ³ 7.870		
Fluid Chemistry and Flow Pattern			Component Metallurgy and FAC Resistance		
Phase of Flow	Wet Steam		C %	0.170	Cr Equivalent
Mass Flux	kg/m ² .s	1000.000	Cu %	0.020	FAC Index: R _K
Steam Quality	% dry	95.00	Cr %	0.050	This metallurgy is resistant to FAC
Temperature	°C	170.00	Mo %	0.010	
pH	at 25°C	8.50	Predicted FAC Rate and Remaining Life		
Oxygen Content	µg/kg	5	FAC Rate, mm/y	1.018	Remaining Life, yr
Flow Pattern (Geometry Tab)	A to P	G	Plot Option	FAC Rate (mm/y) vs ToC	



FAC-Compass® Ver 9.18 © 1995 ~ 2018 WebCorr Corrosion Consulting Services, Singapore

Figure 4 Service life prediction for a pipe elbow in wet steam service

The powerful applications of FAC-Compass in water-steam services are truly unlimited in engineering design, FAC resistant materials evaluation and selection, remaining life prediction, process optimization

(such as temperature, pH, O₂, velocity), trouble-shooting and failure analysis. Contact us for licensing details.

FAC-Compass, giving you the right directions in FAC Prediction and Assessment

[Home](#) | [Contact Us](#) | [PDF](#)

Copyright © 1995-2019. WebCorr Corrosion Consulting Services. All rights reserved.